

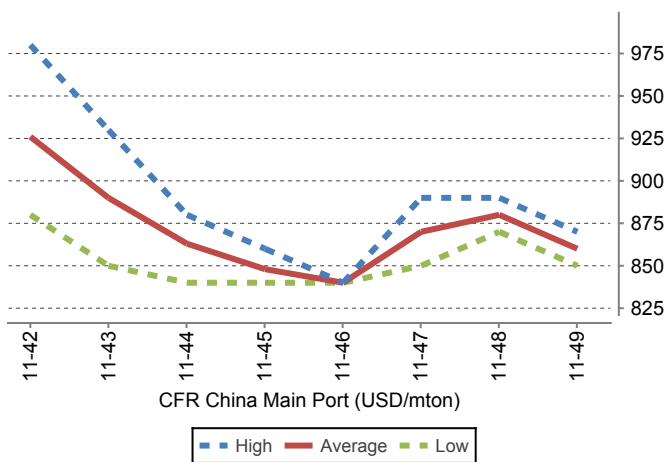
# ChemOrbis China Import Price Index - SPVC (C2) K67-68

CFR China Main Port (USD/mton)

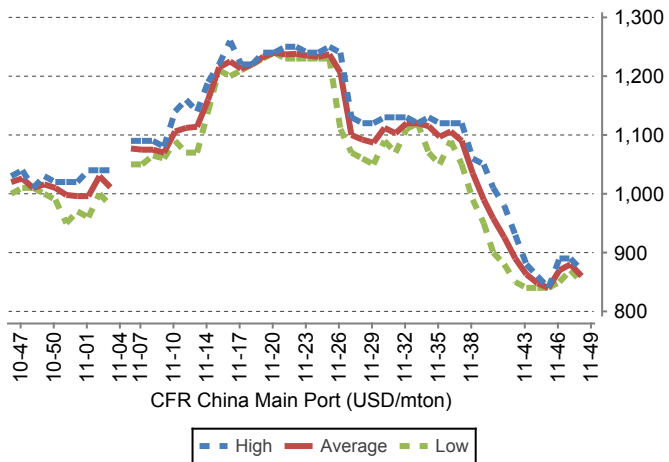
Prices do not include customs and anti-dumping duty wherever applicable

Year-Week	High	Average	Low
11-49 (05/12)	870	860	850
11-48 (28/11)	890	880	870
11-47 (21/11)	890	870	850
11-46 (14/11)	840	840	840
11-45 (07/11)	860	848	840
11-44 (31/10)	880	863	840
11-43 (24/10)	930	890	850
11-42 (17/10)	980	926	880
11-41 (10/10)	1,010	958	900
11-39 (26/09)	1,050	990	950
11-38 (19/09)	1,060	1,035	990
11-37 (12/09)	1,120	1,090	1,050
11-36 (05/09)	1,120	1,106	1,090
11-35 (29/08)	1,120	1,097	1,050
11-34 (22/08)	1,130	1,115	1,070
11-33 (15/08)	1,120	1,120	1,120
11-32 (08/08)	1,130	1,120	1,110
11-31 (01/08)	1,130	1,103	1,070
11-30 (25/07)	1,130	1,112	1,090
11-29 (18/07)	1,120	1,087	1,050
11-28 (11/07)	1,120	1,092	1,060
11-27 (04/07)	1,130	1,100	1,070
11-26 (27/06)	1,240	1,206	1,110
11-25 (20/06)	1,250	1,237	1,230
11-24 (13/06)	1,240	1,233	1,230
11-23 (06/06)	1,240	1,235	1,230
11-22 (30/05)	1,250	1,238	1,230
11-21 (23/05)	1,250	1,237	1,230
11-20 (16/05)	1,240	1,240	1,240
11-19 (09/05)	1,240	1,233	1,230
11-18 (02/05)	1,220	1,220	1,220
11-17 (25/04)	1,220	1,213	1,210
11-16 (18/04)	1,260	1,225	1,200
11-15 (11/04)	1,220	1,215	1,210
11-14 (04/04)	1,190	1,160	1,140
11-13 (28/03)	1,140	1,114	1,070
11-12 (21/03)	1,160	1,112	1,070
11-11 (14/03)	1,140	1,106	1,090
11-10 (07/03)	1,080	1,070	1,060
11-09 (28/02)	1,090	1,075	1,065
11-08 (21/02)	1,090	1,075	1,050
11-07 (14/02)	1,090	1,077	1,050
11-06 (07/02)			
11-04 (24/01)	1,040	1,011	980
11-03 (17/01)	1,040	1,030	1,000
11-02 (10/01)	1,040	996	960
11-01 (03/01)	1,020	996	970
10-52 (27/12)	1,020	998	950
10-51 (20/12)	1,020	1,010	990
10-50 (13/12)	1,030	1,016	1,000
10-49 (06/12)	1,010	1,010	1,010
10-48 (29/11)	1,040	1,026	1,010
10-47 (22/11)	1,030	1,020	1,000

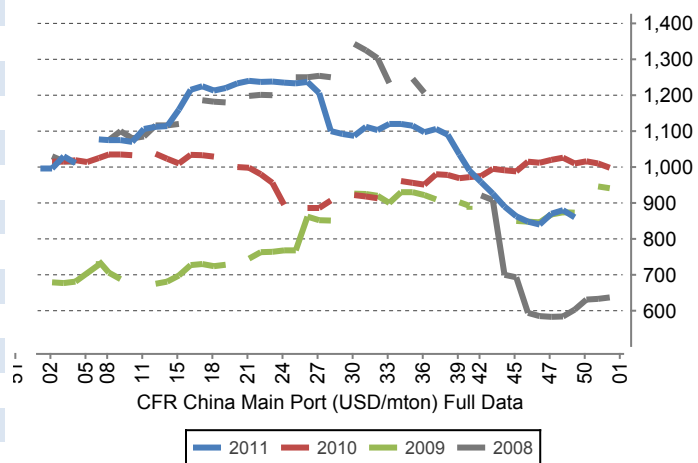
ChemOrbis China Import Price Index - SPVC (C2) K67-68



ChemOrbis China Import Price Index - SPVC (C2) K67-68



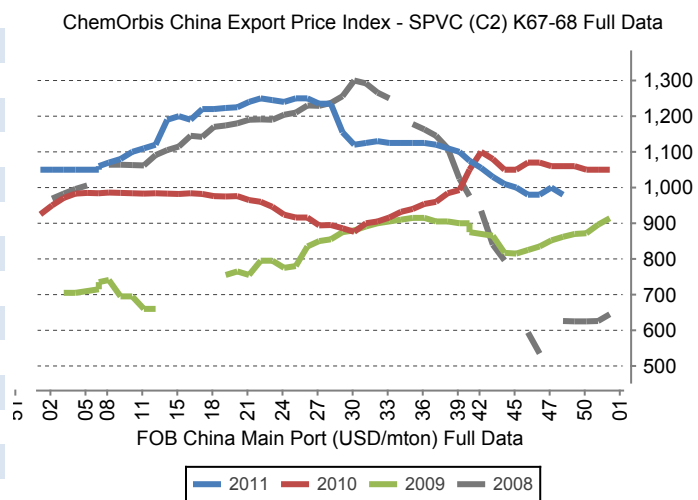
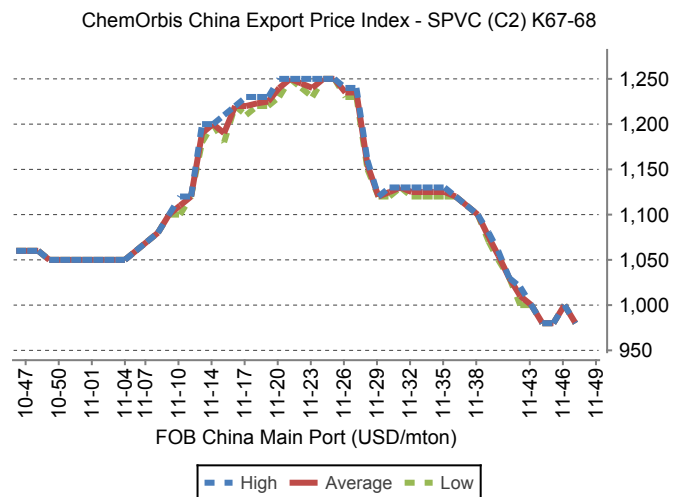
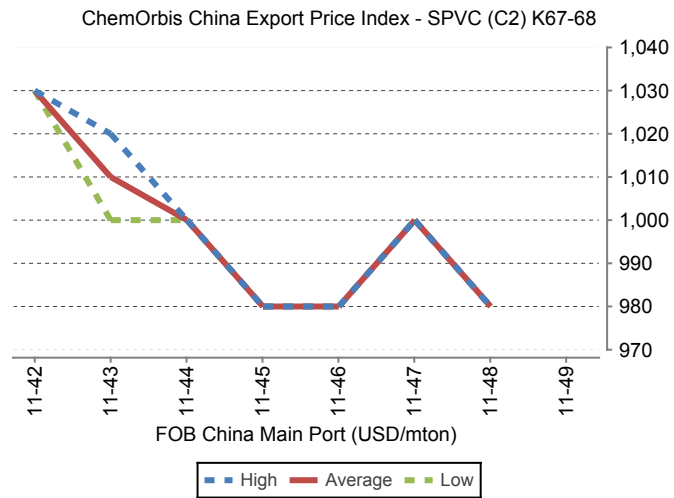
ChemOrbis China Import Price Index - SPVC (C2) K67-68 Full Data



# ChemOrbis China Export Price Index - SPVC (C2) K67-68

FOB China Main Port (USD/mton)

Year-Week	High	Average	Low
11-49 (05/12)			
11-48 (28/11)	980	980	980
11-47 (21/11)	1,000	1,000	1,000
11-46 (14/11)	980	980	980
11-45 (07/11)	980	980	980
11-44 (31/10)	1,000	1,000	1,000
11-43 (24/10)	1,020	1,010	1,000
11-42 (17/10)	1,030	1,030	1,030
11-41 (10/10)	1,060	1,055	1,050
11-39 (26/09)	1,080	1,075	1,070
11-38 (19/09)	1,100	1,100	1,100
11-37 (12/09)	1,110	1,110	1,110
11-36 (05/09)	1,120	1,120	1,120
11-35 (29/08)	1,130	1,125	1,120
11-34 (22/08)	1,130	1,125	1,120
11-33 (15/08)	1,130	1,125	1,120
11-32 (08/08)	1,130	1,125	1,120
11-31 (01/08)	1,130	1,130	1,130
11-30 (25/07)	1,130	1,125	1,120
11-29 (18/07)	1,120	1,120	1,120
11-28 (11/07)	1,160	1,155	1,150
11-27 (04/07)	1,240	1,235	1,230
11-26 (27/06)	1,240	1,235	1,230
11-25 (20/06)	1,250	1,250	1,250
11-24 (13/06)	1,250	1,250	1,250
11-23 (06/06)	1,250	1,240	1,230
11-22 (30/05)	1,250	1,245	1,240
11-21 (23/05)	1,250	1,250	1,250
11-20 (16/05)	1,250	1,240	1,230
11-19 (09/05)	1,230	1,225	1,220
11-18 (02/05)	1,230	1,223	1,220
11-17 (25/04)	1,230	1,220	1,210
11-16 (18/04)	1,220	1,220	1,220
11-15 (11/04)	1,210	1,190	1,180
11-14 (04/04)	1,200	1,200	1,200
11-13 (28/03)	1,200	1,190	1,180
11-12 (21/03)	1,120	1,120	1,120
11-11 (14/03)	1,120	1,110	1,100
11-10 (07/03)	1,100	1,100	1,100
11-09 (28/02)	1,080	1,080	1,080
11-08 (21/02)	1,070	1,070	1,070
11-07 (14/02)	1,060	1,060	1,060
11-06 (07/02)	1,050	1,050	1,050
11-04 (24/01)	1,050	1,050	1,050
11-03 (17/01)	1,050	1,050	1,050
11-02 (10/01)	1,050	1,050	1,050
11-01 (03/01)	1,050	1,050	1,050
10-52 (27/12)	1,050	1,050	1,050
10-51 (20/12)	1,050	1,050	1,050
10-50 (13/12)	1,050	1,050	1,050
10-49 (06/12)	1,060	1,060	1,060
10-48 (29/11)	1,060	1,060	1,060
10-47 (22/11)	1,060	1,060	1,060



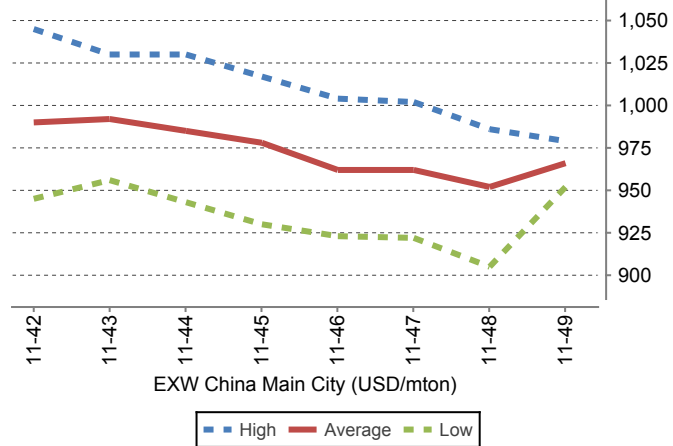
# ChemOrbis China Local Price Index - SPVC (C2) K67-68

EXW China Main City (USD/mton)

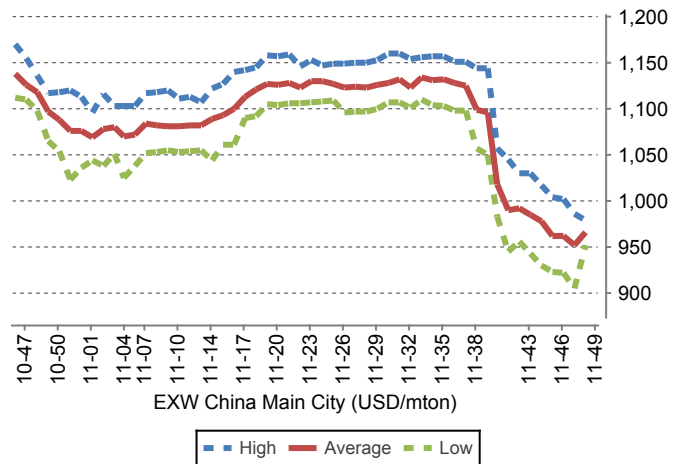
Prices exclude VAT which is 17% for China

Year-Week	High	Average	Low
11-49 (05/12)	979	966	952
11-48 (28/11)	986	952	905
11-47 (21/11)	1,002	962	922
11-46 (14/11)	1,004	962	923
11-45 (07/11)	1,017	978	930
11-44 (31/10)	1,030	985	943
11-43 (24/10)	1,030	992	956
11-42 (17/10)	1,045	990	945
11-41 (10/10)	1,057	1,018	983
11-39 (26/09)	1,144	1,096	1,050
11-38 (19/09)	1,144	1,099	1,057
11-37 (12/09)	1,151	1,125	1,098
11-36 (05/09)	1,151	1,128	1,098
11-35 (29/08)	1,157	1,132	1,103
11-34 (22/08)	1,157	1,131	1,104
11-33 (15/08)	1,156	1,134	1,110
11-32 (08/08)	1,154	1,123	1,101
11-31 (01/08)	1,160	1,132	1,107
11-30 (25/07)	1,160	1,128	1,107
11-29 (18/07)	1,153	1,126	1,100
11-28 (11/07)	1,150	1,123	1,097
11-27 (04/07)	1,150	1,124	1,097
11-26 (27/06)	1,149	1,123	1,096
11-25 (20/06)	1,149	1,127	1,109
11-24 (13/06)	1,147	1,130	1,108
11-23 (06/06)	1,153	1,130	1,107
11-22 (30/05)	1,146	1,123	1,106
11-21 (23/05)	1,159	1,128	1,106
11-20 (16/05)	1,157	1,126	1,104
11-19 (09/05)	1,158	1,127	1,105
11-18 (02/05)	1,145	1,121	1,092
11-17 (25/04)	1,142	1,113	1,090
11-16 (18/04)	1,140	1,100	1,061
11-15 (11/04)	1,127	1,093	1,061
11-14 (04/04)	1,122	1,089	1,044
11-13 (28/03)	1,107	1,082	1,055
11-12 (21/03)	1,113	1,082	1,054
11-11 (14/03)	1,111	1,081	1,053
11-10 (07/03)	1,120	1,081	1,055
11-09 (28/02)	1,118	1,082	1,053
11-08 (21/02)	1,117	1,084	1,052
11-07 (14/02)	1,103	1,072	1,038
11-06 (07/02)	1,103	1,070	1,025
11-04 (24/01)	1,103	1,080	1,051
11-03 (17/01)	1,116	1,078	1,038
11-02 (10/01)	1,096	1,069	1,044
11-01 (03/01)	1,113	1,076	1,036
10-52 (27/12)	1,120	1,076	1,023
10-51 (20/12)	1,118	1,088	1,054
10-50 (13/12)	1,117	1,097	1,065
10-49 (06/12)	1,136	1,118	1,098
10-48 (29/11)	1,155	1,126	1,110
10-47 (22/11)	1,170	1,138	1,112

ChemOrbis China Local Price Index - SPVC (C2) K67-68



ChemOrbis China Local Price Index - SPVC (C2) K67-68



ChemOrbis China Local Price Index - SPVC (C2) K67-68 Full Data

