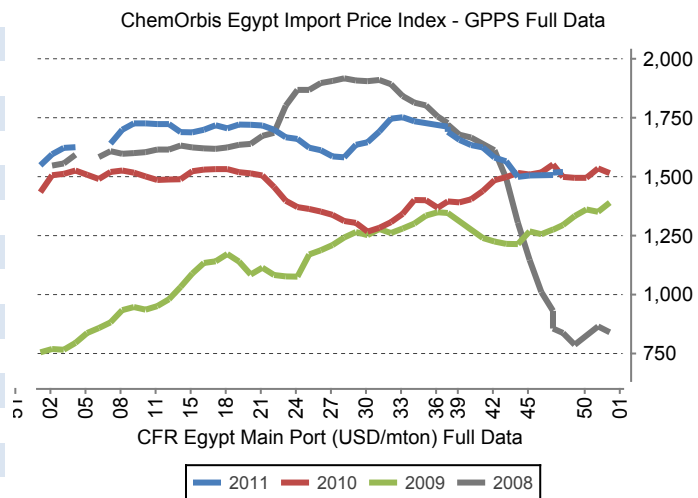
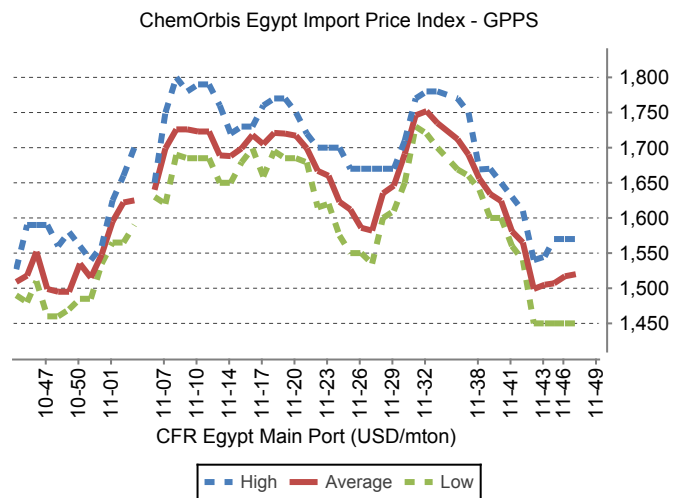
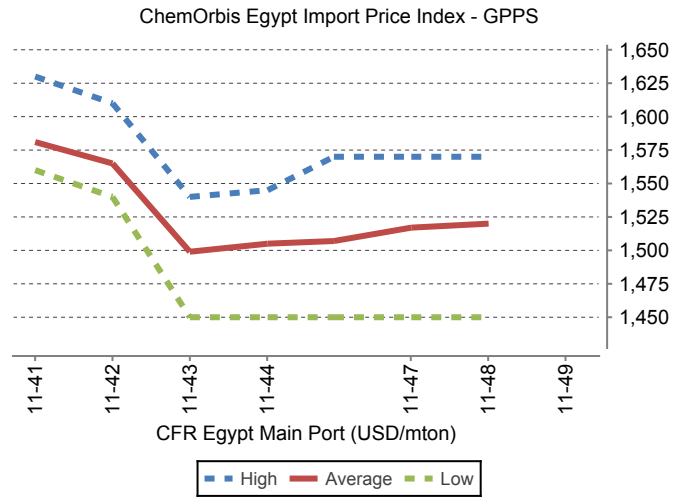


ChemOrbis Egypt Import Price Index - GPPS

CFR Egypt Main Port (USD/mton)

Prices include customs and anti-dumping duty wherever applicable

Year-Week	High	Average	Low
11-49 (05/12)			
11-48 (28/11)	1,570	1,520	1,450
11-47 (21/11)	1,570	1,517	1,450
11-46 (14/11)	1,570	1,507	1,450
11-44 (31/10)	1,545	1,505	1,450
11-43 (24/10)	1,540	1,499	1,450
11-42 (17/10)	1,610	1,565	1,540
11-41 (10/10)	1,630	1,581	1,560
11-40 (03/10)	1,650	1,624	1,600
11-39 (26/09)	1,670	1,634	1,600
11-38 (19/09)	1,669	1,656	1,640
11-37 (12/09)	1,750	1,690	1,660
11-36 (05/09)	1,770	1,712	1,669
11-33 (15/08)	1,780	1,735	1,700
11-32 (08/08)	1,780	1,752	1,720
11-31 (01/08)	1,770	1,746	1,730
11-30 (25/07)	1,710	1,691	1,650
11-29 (18/07)	1,670	1,646	1,610
11-28 (11/07)	1,670	1,635	1,600
11-27 (04/07)	1,670	1,582	1,535
11-26 (27/06)	1,670	1,586	1,550
11-25 (20/06)	1,670	1,612	1,550
11-24 (13/06)	1,700	1,623	1,575
11-23 (06/06)	1,700	1,660	1,620
11-22 (30/05)	1,700	1,667	1,615
11-21 (23/05)	1,720	1,699	1,679
11-20 (16/05)	1,750	1,717	1,685
11-19 (09/05)	1,770	1,720	1,685
11-18 (02/05)	1,770	1,721	1,695
11-17 (25/04)	1,760	1,705	1,659
11-16 (18/04)	1,730	1,718	1,699
11-15 (11/04)	1,730	1,699	1,679
11-14 (04/04)	1,720	1,688	1,650
11-13 (28/03)	1,760	1,689	1,650
11-12 (21/03)	1,790	1,723	1,685
11-11 (14/03)	1,790	1,723	1,685
11-10 (07/03)	1,780	1,726	1,685
11-09 (28/02)	1,800	1,726	1,690
11-08 (21/02)	1,750	1,699	1,620
11-07 (14/02)	1,650	1,640	1,630
11-06 (07/02)			
11-04 (24/01)	1,700	1,625	1,590
11-03 (17/01)	1,660	1,622	1,565
11-02 (10/01)	1,625	1,595	1,565
11-01 (03/01)	1,560	1,548	1,535
10-52 (27/12)	1,540	1,515	1,485
10-51 (20/12)	1,560	1,535	1,485
10-50 (13/12)	1,580	1,495	1,470
10-49 (06/12)	1,560	1,495	1,460
10-48 (29/11)	1,590	1,499	1,460
10-47 (22/11)	1,590	1,552	1,510
10-45 (08/11)	1,590	1,518	1,480
10-44 (01/11)	1,527	1,509	1,490



ChemOrbis Egypt Local Price Index - GPPS

EXW Egypt Main City (USD/mton)

Prices exclude VAT which is 10% for Egypt

Year-Week	High	Average	Low
11-49 (05/12)	1,745	1,732	1,715
11-48 (28/11)	1,745	1,740	1,730
11-47 (21/11)	1,757	1,742	1,727
11-46 (14/11)	1,764	1,756	1,749
11-44 (31/10)	1,797	1,781	1,766
11-43 (24/10)	1,797	1,794	1,782
11-42 (17/10)	1,810	1,798	1,780
11-41 (10/10)	1,827	1,802	1,766
11-40 (03/10)	1,829	1,806	1,783
11-39 (26/09)	1,829	1,815	1,783
11-38 (19/09)	1,857	1,831	1,804
11-37 (12/09)	1,862	1,846	1,831
11-36 (05/09)	1,855	1,830	1,809
11-33 (15/08)	1,828	1,819	1,805
11-32 (08/08)	1,829	1,809	1,784
11-31 (01/08)	1,832	1,808	1,786
11-30 (25/07)	1,786	1,765	1,740
11-29 (18/07)	1,752	1,752	1,752
11-28 (11/07)	1,755	1,748	1,739
11-27 (04/07)	1,770	1,753	1,739
11-26 (27/06)	1,752	1,743	1,722
11-25 (20/06)	1,786	1,757	1,725
11-24 (13/06)	1,788	1,778	1,758
11-23 (06/06)	1,790	1,780	1,759
11-22 (30/05)	1,805	1,786	1,759
11-21 (23/05)	1,801	1,782	1,755
11-20 (16/05)	1,801	1,779	1,756
11-19 (09/05)	1,805	1,785	1,759
11-18 (02/05)	1,804	1,780	1,758
11-17 (25/04)	1,804	1,773	1,758
11-16 (18/04)	1,802	1,783	1,772
11-15 (11/04)	1,798	1,770	1,752
11-14 (04/04)	1,799	1,769	1,753
11-13 (28/03)	1,798	1,764	1,745
11-12 (21/03)	1,801	1,756	1,732
11-11 (14/03)	1,800	1,771	1,747
11-10 (07/03)	1,798	1,777	1,767
11-09 (28/02)	1,811	1,795	1,773
11-08 (21/02)	1,807	1,779	1,760
11-07 (14/02)	1,778	1,770	1,762
11-06 (07/02)	1,779	1,740	1,701
11-04 (24/01)	1,700	1,664	1,637
11-03 (17/01)	1,658	1,650	1,642
11-02 (10/01)	1,661	1,639	1,630
11-01 (03/01)	1,646	1,625	1,615
10-52 (27/12)	1,597	1,591	1,582
10-51 (20/12)	1,597	1,588	1,566
10-50 (13/12)	1,599	1,590	1,568
10-49 (06/12)	1,617	1,589	1,570
10-48 (29/11)	1,603	1,581	1,556
10-47 (22/11)	1,575	1,552	1,528
10-45 (08/11)	1,565	1,546	1,533
10-44 (01/11)	1,559	1,537	1,520

