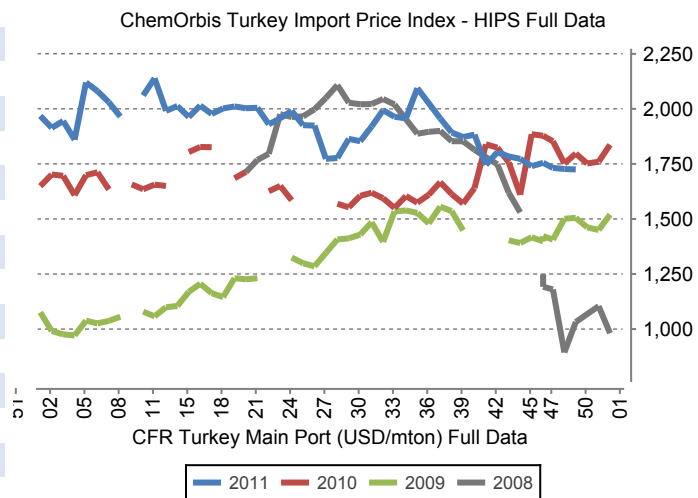
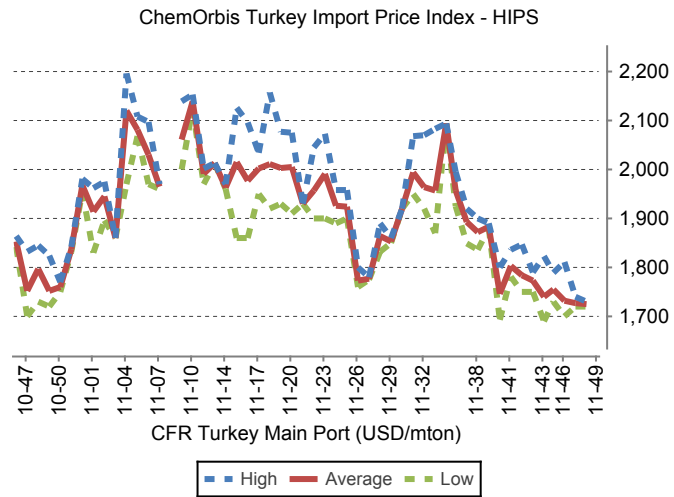
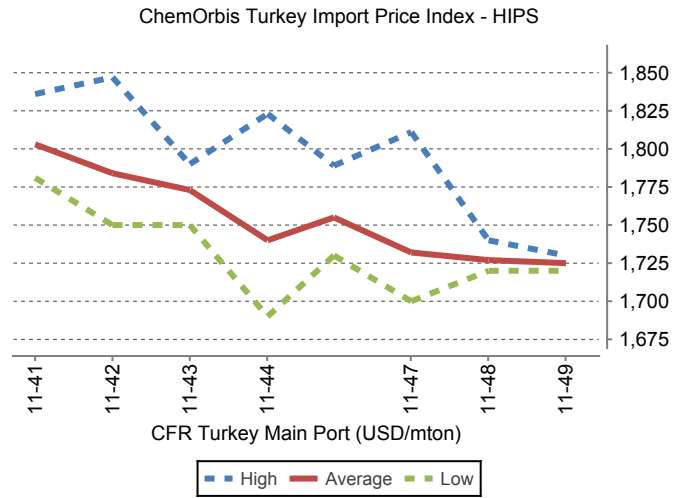


ChemOrbis Turkey Import Price Index - HIPS

CFR Turkey Main Port (USD/mton)

Prices include customs and anti-dumping duty wherever applicable

Year-Week	High	Average	Low
11-49 (05/12)	1,730	1,725	1,720
11-48 (28/11)	1,740	1,727	1,720
11-47 (21/11)	1,811	1,732	1,700
11-46 (14/11)	1,789	1,755	1,730
11-44 (31/10)	1,823	1,740	1,690
11-43 (24/10)	1,790	1,773	1,750
11-42 (17/10)	1,847	1,784	1,750
11-41 (10/10)	1,836	1,803	1,781
11-40 (03/10)	1,800	1,746	1,693
11-39 (26/09)	1,890	1,883	1,880
11-38 (19/09)	1,900	1,872	1,836
11-37 (12/09)	1,920	1,893	1,849
11-36 (05/09)	1,995	1,957	1,925
11-34 (22/08)	2,094	2,094	2,094
11-33 (15/08)	2,083	1,957	1,870
11-32 (08/08)	2,070	1,964	1,920
11-31 (01/08)	2,068	1,994	1,950
11-30 (25/07)	1,920	1,920	1,920
11-29 (18/07)	1,860	1,853	1,850
11-28 (11/07)	1,890	1,864	1,832
11-27 (04/07)	1,780	1,777	1,775
11-26 (27/06)	1,800	1,773	1,760
11-25 (20/06)	1,958	1,924	1,900
11-24 (13/06)	1,958	1,926	1,890
11-23 (06/06)	2,073	1,991	1,900
11-22 (30/05)	2,045	1,957	1,900
11-21 (23/05)	1,930	1,930	1,930
11-20 (16/05)	2,075	2,005	1,910
11-19 (09/05)	2,077	2,003	1,930
11-18 (02/05)	2,157	2,011	1,920
11-17 (25/04)	2,034	2,002	1,950
11-16 (18/04)	2,096	1,977	1,860
11-15 (11/04)	2,126	2,015	1,860
11-14 (04/04)	1,970	1,963	1,960
11-13 (28/03)	2,013	2,013	2,013
11-12 (21/03)	2,002	1,991	1,970
11-11 (14/03)	2,153	2,139	2,125
11-10 (07/03)	2,139	2,061	2,000
11-09 (28/02)			
11-08 (21/02)	1,970	1,965	1,960
11-07 (14/02)	2,097	2,030	1,970
11-06 (07/02)	2,108	2,081	2,068
11-05 (31/01)	2,196	2,120	1,970
11-04 (24/01)	1,860	1,860	1,860
11-03 (17/01)	1,975	1,945	1,896
11-02 (10/01)	1,962	1,914	1,830
11-01 (03/01)	1,981	1,968	1,955
10-52 (27/12)	1,842	1,837	1,832
10-51 (20/12)	1,770	1,760	1,750
10-50 (13/12)	1,824	1,752	1,720
10-49 (06/12)	1,845	1,797	1,730
10-48 (29/11)	1,832	1,752	1,700
10-47 (22/11)	1,864	1,853	1,842



ChemOrbis Turkey Local Price Index - HIPS

EXW Turkey Main City (USD/mton)

Prices exclude VAT which is 18% for Turkey

Year-Week	High	Average	Low
11-49 (05/12)	1,831	1,822	1,814
11-48 (28/11)	1,831	1,801	1,763
11-47 (21/11)	1,831	1,825	1,822
11-46 (14/11)	1,864	1,838	1,822
11-44 (31/10)	1,856	1,832	1,822
11-43 (24/10)	1,864	1,839	1,814
11-42 (17/10)	1,864	1,838	1,822
11-41 (10/10)	1,916	1,855	1,822
11-40 (03/10)	1,907	1,874	1,847
11-39 (26/09)	1,949	1,899	1,827
11-38 (19/09)	1,949	1,927	1,907
11-37 (12/09)	1,966	1,938	1,915
11-36 (05/09)	1,966	1,945	1,905
11-34 (22/08)	1,992	1,958	1,924
11-33 (15/08)	1,992	1,957	1,928
11-32 (08/08)	2,034	1,983	1,928
11-31 (01/08)	2,034	1,983	1,949
11-30 (25/07)	2,008	1,969	1,924
11-29 (18/07)	1,949	1,919	1,907
11-28 (11/07)	1,966	1,921	1,864
11-27 (04/07)	1,949	1,923	1,881
11-26 (27/06)	1,982	1,937	1,907
11-25 (20/06)	2,013	1,973	1,932
11-24 (13/06)	2,034	1,996	1,966
11-23 (06/06)	2,034	2,007	1,992
11-22 (30/05)	2,034	2,019	1,992
11-21 (23/05)	2,076	2,036	1,966
11-20 (16/05)	2,076	2,035	2,000
11-19 (09/05)	2,076	2,034	2,008
11-18 (02/05)	2,059	2,014	1,970
11-17 (25/04)	2,076	2,030	1,982
11-16 (18/04)	2,051	2,023	1,966
11-15 (11/04)	2,034	2,002	1,949
11-14 (04/04)	2,034	1,993	1,932
11-13 (28/03)	2,051	2,015	1,949
11-12 (21/03)	2,034	2,001	1,966
11-11 (14/03)	2,059	2,013	1,966
11-10 (07/03)	2,059	2,017	1,983
11-09 (28/02)	2,076	2,009	1,949
11-08 (21/02)	2,085	1,989	1,932
11-07 (14/02)	2,034	2,005	1,949
11-06 (07/02)	2,034	2,001	1,941
11-05 (31/01)	2,034	2,012	1,966
11-04 (24/01)	2,025	1,970	1,949
11-03 (17/01)	1,992	1,972	1,949
11-02 (10/01)	1,992	1,930	1,847
11-01 (03/01)	1,949	1,926	1,864
10-52 (27/12)	1,907	1,849	1,780
10-51 (20/12)	1,822	1,808	1,763
10-50 (13/12)	1,847	1,811	1,780
10-49 (06/12)	1,864	1,821	1,797
10-48 (29/11)	1,949	1,881	1,822
10-47 (22/11)	1,949	1,894	1,822

