

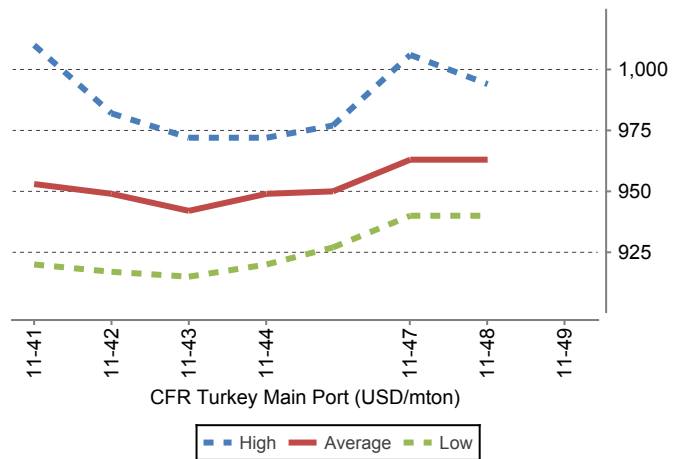
ChemOrbis Turkey Import Price Index - SPVC K67-68

CFR Turkey Main Port (USD/mton)

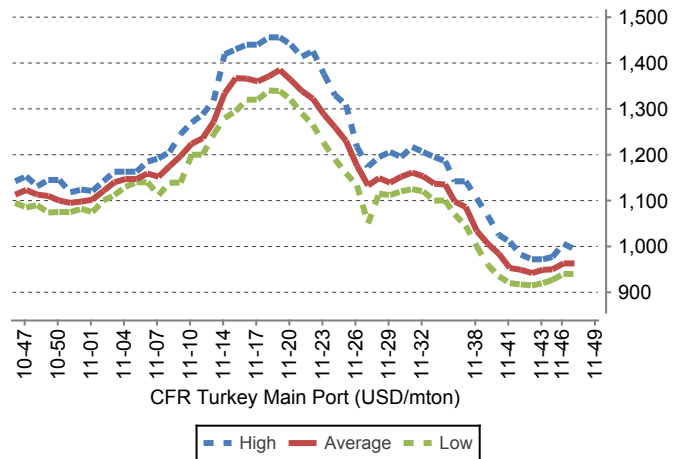
Prices include customs and anti-dumping duty wherever applicable

Year-Week	High	Average	Low
11-49 (05/12)			
11-48 (28/11)	994	963	940
11-47 (21/11)	1,006	963	940
11-46 (14/11)	977	950	927
11-44 (31/10)	972	949	920
11-43 (24/10)	972	942	915
11-42 (17/10)	982	949	917
11-41 (10/10)	1,010	953	920
11-40 (03/10)	1,025	984	935
11-39 (26/09)	1,067	1,006	960
11-38 (19/09)	1,105	1,034	1,000
11-37 (12/09)	1,142	1,086	1,045
11-36 (05/09)	1,142	1,098	1,070
11-34 (22/08)	1,186	1,135	1,100
11-33 (15/08)	1,195	1,137	1,100
11-32 (08/08)	1,206	1,153	1,120
11-31 (01/08)	1,217	1,161	1,125
11-30 (25/07)	1,195	1,152	1,120
11-29 (18/07)	1,206	1,139	1,112
11-28 (11/07)	1,195	1,149	1,115
11-27 (04/07)	1,174	1,133	1,050
11-26 (27/06)	1,217	1,176	1,133
11-25 (20/06)	1,309	1,230	1,160
11-24 (13/06)	1,330	1,260	1,190
11-23 (06/06)	1,376	1,288	1,225
11-22 (30/05)	1,426	1,322	1,265
11-21 (23/05)	1,414	1,339	1,290
11-20 (16/05)	1,440	1,363	1,320
11-19 (09/05)	1,456	1,385	1,339
11-18 (02/05)	1,456	1,371	1,340
11-17 (25/04)	1,440	1,360	1,320
11-16 (18/04)	1,440	1,366	1,320
11-15 (11/04)	1,430	1,367	1,295
11-14 (04/04)	1,419	1,334	1,280
11-13 (28/03)	1,318	1,272	1,245
11-12 (21/03)	1,288	1,236	1,200
11-11 (14/03)	1,270	1,224	1,200
11-10 (07/03)	1,245	1,197	1,139
11-09 (28/02)	1,206	1,175	1,139
11-08 (21/02)	1,192	1,152	1,112
11-07 (14/02)	1,185	1,159	1,140
11-06 (07/02)	1,163	1,147	1,140
11-05 (31/01)	1,163	1,147	1,130
11-04 (24/01)	1,163	1,140	1,112
11-03 (17/01)	1,142	1,121	1,100
11-02 (10/01)	1,121	1,102	1,075
11-01 (03/01)	1,124	1,098	1,082
10-52 (27/12)	1,118	1,095	1,075
10-51 (20/12)	1,145	1,100	1,075
10-50 (13/12)	1,145	1,110	1,074
10-49 (06/12)	1,131	1,113	1,090
10-48 (29/11)	1,153	1,123	1,085
10-47 (22/11)	1,142	1,113	1,095

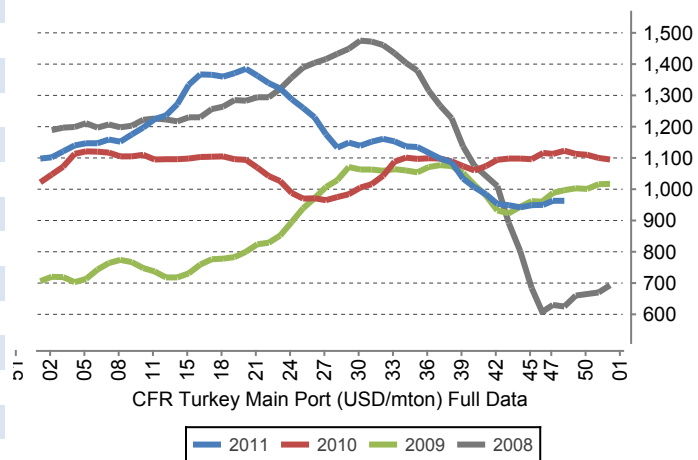
ChemOrbis Turkey Import Price Index - SPVC K67-68



ChemOrbis Turkey Import Price Index - SPVC K67-68



ChemOrbis Turkey Import Price Index - SPVC K67-68 Full Data

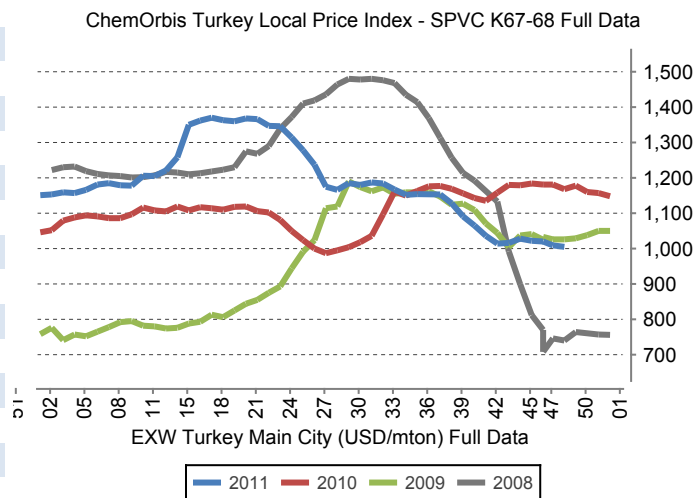
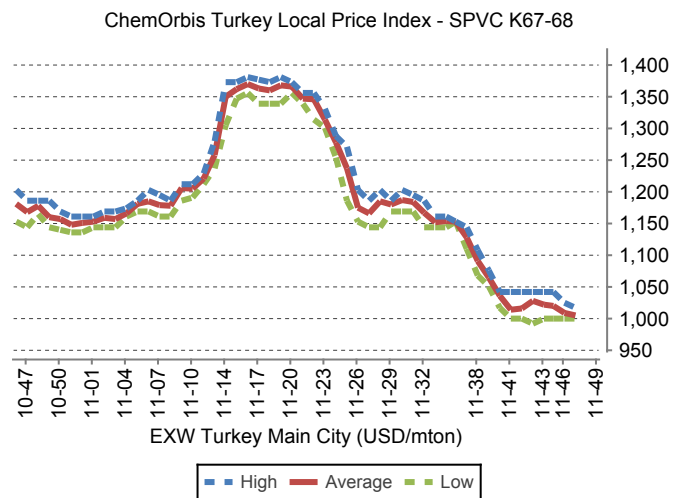
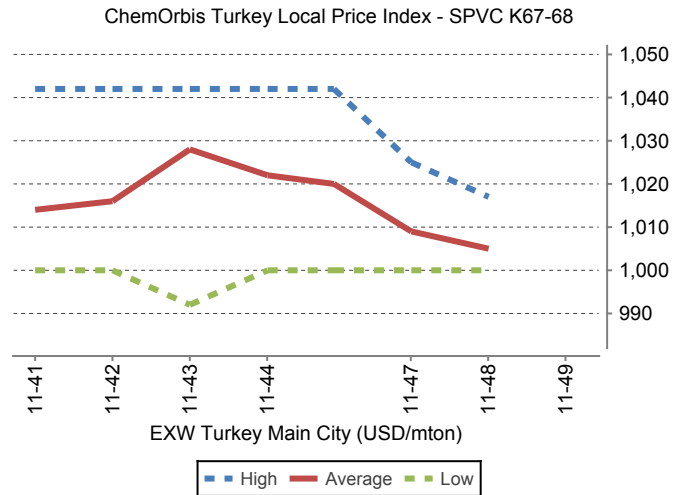


ChemOrbis Turkey Local Price Index - SPVC K67-68

EXW Turkey Main City (USD/mton)

Prices exclude VAT which is 18% for Turkey

Year-Week	High	Average	Low
11-49 (05/12)			
11-48 (28/11)	1,017	1,005	1,000
11-47 (21/11)	1,025	1,009	1,000
11-46 (14/11)	1,042	1,020	1,000
11-44 (31/10)	1,042	1,022	1,000
11-43 (24/10)	1,042	1,028	992
11-42 (17/10)	1,042	1,016	1,000
11-41 (10/10)	1,042	1,014	1,000
11-40 (03/10)	1,042	1,036	1,017
11-39 (26/09)	1,076	1,065	1,051
11-38 (19/09)	1,108	1,091	1,068
11-37 (12/09)	1,144	1,128	1,110
11-36 (05/09)	1,153	1,153	1,153
11-34 (22/08)	1,161	1,154	1,144
11-33 (15/08)	1,161	1,152	1,144
11-32 (08/08)	1,186	1,167	1,144
11-31 (01/08)	1,195	1,184	1,169
11-30 (25/07)	1,203	1,187	1,169
11-29 (18/07)	1,186	1,180	1,169
11-28 (11/07)	1,203	1,185	1,144
11-27 (04/07)	1,186	1,166	1,144
11-26 (27/06)	1,203	1,175	1,153
11-25 (20/06)	1,271	1,237	1,186
11-24 (13/06)	1,288	1,278	1,254
11-23 (06/06)	1,331	1,314	1,301
11-22 (30/05)	1,356	1,346	1,314
11-21 (23/05)	1,356	1,347	1,339
11-20 (16/05)	1,373	1,366	1,356
11-19 (09/05)	1,381	1,368	1,339
11-18 (02/05)	1,373	1,360	1,339
11-17 (25/04)	1,377	1,363	1,339
11-16 (18/04)	1,381	1,370	1,356
11-15 (11/04)	1,373	1,362	1,347
11-14 (04/04)	1,373	1,350	1,305
11-13 (28/03)	1,280	1,258	1,237
11-12 (21/03)	1,229	1,221	1,212
11-11 (14/03)	1,212	1,205	1,191
11-10 (07/03)	1,212	1,206	1,186
11-09 (28/02)	1,186	1,178	1,161
11-08 (21/02)	1,195	1,179	1,161
11-07 (14/02)	1,203	1,185	1,169
11-06 (07/02)	1,186	1,181	1,169
11-05 (31/01)	1,174	1,166	1,161
11-04 (24/01)	1,169	1,157	1,144
11-03 (17/01)	1,169	1,159	1,144
11-02 (10/01)	1,161	1,153	1,144
11-01 (03/01)	1,161	1,151	1,136
10-52 (27/12)	1,161	1,148	1,136
10-51 (20/12)	1,169	1,157	1,140
10-50 (13/12)	1,186	1,160	1,144
10-49 (06/12)	1,186	1,178	1,165
10-48 (29/11)	1,186	1,168	1,144
10-47 (22/11)	1,203	1,181	1,153



ChemOrbis Turkey Petkim Price Index - SPVC K67-68

FCA Aliğa (USD/mton)

Prices exclude VAT which is 18% for Turkey

Year-Week	High	Average	Low
11-49 (05/12)	1,115	1,115	1,115
11-48 (28/11)	1,115	1,115	1,115
11-47 (21/11)	1,115	1,115	1,115
11-46 (14/11)	1,115	1,115	1,115
11-44 (31/10)	1,165	1,140	1,115
11-43 (24/10)	1,165	1,165	1,165
11-42 (17/10)	1,165	1,165	1,165
11-41 (10/10)	1,165	1,165	1,165
11-40 (03/10)	1,165	1,165	1,165
11-39 (26/09)	1,165	1,165	1,165
11-38 (19/09)	1,165	1,165	1,165
11-37 (12/09)	1,195	1,195	1,195
11-36 (05/09)	1,195	1,195	1,195
11-34 (22/08)	1,210	1,210	1,210
11-33 (15/08)	1,210	1,210	1,210
11-32 (08/08)	1,245	1,245	1,245
11-31 (01/08)	1,245	1,245	1,245
11-30 (25/07)	1,245	1,245	1,245
11-29 (18/07)	1,245	1,245	1,245
11-28 (11/07)	1,245	1,237	1,230
11-27 (04/07)	1,230	1,230	1,230
11-26 (27/06)	1,265	1,265	1,265
11-25 (20/06)	1,265	1,265	1,265
11-24 (13/06)	1,290	1,290	1,290
11-23 (06/06)	1,350	1,335	1,320
11-22 (30/05)	1,370	1,360	1,350
11-21 (23/05)	1,370	1,370	1,370
11-20 (16/05)	1,370	1,370	1,370
11-19 (09/05)	1,370	1,370	1,370
11-18 (02/05)	1,370	1,370	1,370
11-17 (25/04)	1,370	1,370	1,370
11-16 (18/04)	1,370	1,370	1,370
11-15 (11/04)	1,370	1,370	1,370
11-14 (04/04)	1,370	1,345	1,320
11-13 (28/03)	1,320	1,295	1,270
11-12 (21/03)	1,240	1,240	1,240
11-11 (14/03)	1,240	1,240	1,240
11-10 (07/03)	1,240	1,240	1,240
11-09 (28/02)	1,240	1,230	1,220
11-08 (21/02)	1,220	1,220	1,220
11-07 (14/02)	1,220	1,220	1,220
11-06 (07/02)	1,220	1,220	1,220
11-05 (31/01)	1,220	1,220	1,220
11-04 (24/01)	1,220	1,220	1,220
11-03 (17/01)	1,220	1,220	1,220
11-02 (10/01)	1,220	1,220	1,220
11-01 (03/01)	1,220	1,215	1,210
10-52 (27/12)	1,210	1,210	1,210
10-51 (20/12)	1,210	1,210	1,210
10-50 (13/12)	1,210	1,210	1,210
10-49 (06/12)	1,210	1,210	1,210
10-48 (29/11)	1,210	1,210	1,210
10-47 (22/11)	1,210	1,210	1,210

